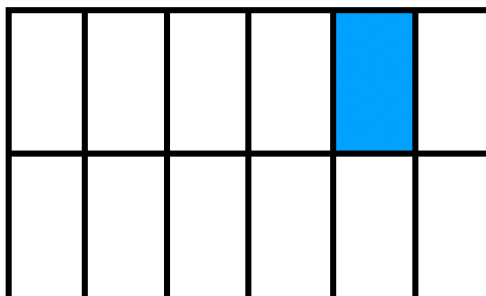
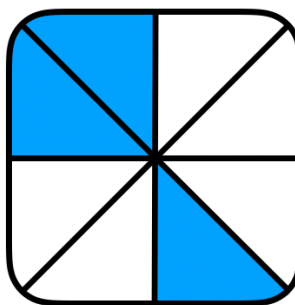


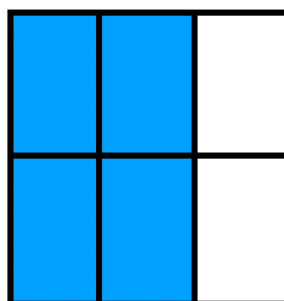
- ① Schneide die Kärtchen entlang der gestrichelten Linien aus. Beginne mit dem „Start“-Kärtchen. Wenn du möchtest, kannst du das Domino-Spiel auch mit ein oder zwei Lernpartnern gemeinsam spielen.

START

$$\begin{array}{r} 1 \\ - \\ 12 \end{array}$$



$$\begin{array}{r} 3 \\ - \\ 8 \end{array}$$

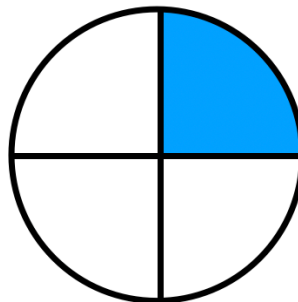


$\frac{3}{4}$

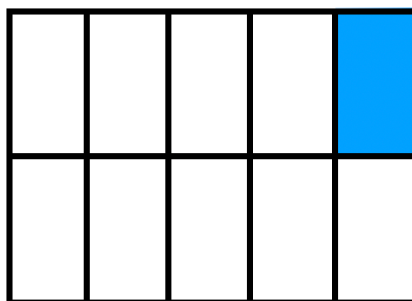
SPIEL: Domino Brüche

Mathematik Bruchrechnen M 5

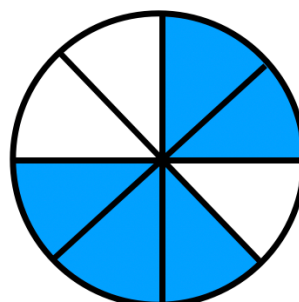
$$\frac{4}{6}$$



$$\frac{1}{4}$$



$$\frac{1}{10}$$

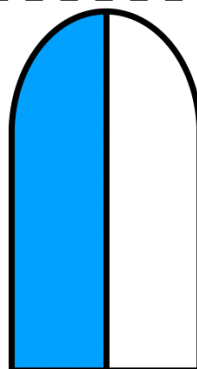


$\frac{3}{4}$


SPIEL: Domino Brüche

Mathematik Bruchrechnen M 5

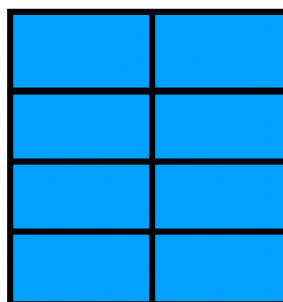
$$\frac{5}{8}$$



$$\frac{1}{2}$$



$$\frac{6}{20}$$

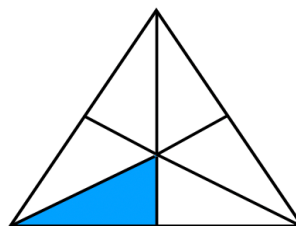


$\frac{3}{4}$

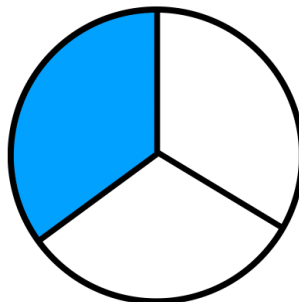
SPIEL: Domino Brüche

Mathematik Bruchrechnen M 5

$\frac{8}{8}$



$\frac{1}{6}$



$\frac{1}{3}$

ENDE

