


AB: LÖSUNG: Noten schreiben -1-

Musik


① Noten schreiben ohne Vorzeichen

Schreibe die folgenden Noten in das Liniensystem. Achte auf die Oktavbezeichnungen.




A musical staff in treble clef with ten measures. The notes are: d'' (first space), f' (second space), h (third space), e'' (first space), d''' (second space), a'' (third space), c'' (first space), g' (second space), c' (third space), and e' (first space). The notes are placed on the lines and spaces of the staff.

d'' f' h e'' d''' a'' c'' g' c' e'



A musical staff in treble clef with ten measures. The notes are: g'' (first space), c''' (second space), e' (third space), f'' (first space), h' (second space), g (third space), a' (first space), c'' (second space), h'' (third space), and e''' (first space). The notes are placed on the lines and spaces of the staff.

g'' c''' e' f'' h' g a' c'' h'' e'''



A musical staff in treble clef with ten measures. The notes are: c' (first space), f' (second space), a (third space), g' (first space), e' (second space), c'' (third space), h'' (first space), a' (second space), c''' (third space), and e'' (first space). The notes are placed on the lines and spaces of the staff.

c' f' a g' e' c'' h'' a' c''' e''