



AB: Chapter 1

English Literature R 7

Chapter 1



Read chapter 1 (pages 9 - 13)

① Word search puzzle

Find the 10 words hidden in the puzzle and write them down.

O S P R I N G R W D K E P S P N
F G J K P R I N C I P A L N T Ä
I I N E R V O U S A B E T T E R
N N Ä T S U R G E R Y S T K D G
A K R Ö S U R F E R R S O U Ä R
L I L U Y M K O R D I N A R Y O
L D B O T T O M S I Q Ö F D X C
Y M H L C Z Q B I R T H E U N Ä
F I N E K S C R E A M I N G P Ü

1.

6.

2.

7.

3.

8.

4.

9.

5.


10.





Chapter 1

Grammar section



Have to



August: "I **have to** go into hospital sometimes for surgery.

*We use it to express *impersonal obligation. Something you need to follow a rule.*

Structure:

have/has to + infinitive

I **have to** go to school in the mornings.

My sister **has to** go to bed at 8.00 p.m.

*unpersönliche Verpflichtung

② Gap text

Fill in the gaps using **have to** or **has to**.


1. We write a test in Maths.
2. Sandy help her brother.
3. Tim and Tom deliver the newspaper in the morning.
4. I finish my English package.
5. My father repair our car.



Chapter 1

Grammar section

Picture Description



① How to describe **things** in a picture.

1

1. In the picture
I can see...
There is/are



Give an overview of the locations, objects, activities, people and main objects

2

When? Who?
What? Where?
Why?



The basics: Say what the picture is generally about

② How to describe **actions** in a picture.

3

What is happening?



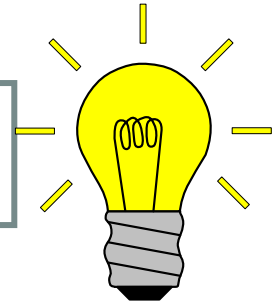
Use the „present progressive“ form to describe what is happening in the picture




AB: Chapter 1

English Literature R 7

Present progressive



 August: Mr Tushman **is talking** to August.

The Present Progressive is used to describe a picture.

Structure:

> We need the correct form of **to be** and then we add **-ing** to the verb.

> When a verb ends in **-ie** we change the **-ie** to **-y** then add **-ing**.

to die – **dying**  to lie – **lying**

> When the verb ends in **-e**, we cut off the **-e** and add **-ing**

to come – **coming**  to make – **making**

> When the verb ends in **-m, -n, -p, -t**, we double these letters and add **-ing**

to run – **running**  to stop – **stopping**

Examples from the picture below:

A man is riding his bike.

A couple is sitting on a bench.

A man and a woman are jogging.





AB: Chapter 1

English Literature R 7

Chapter 1



at the top



useful words

on the left



in the back-ground

on the right

in the centre/
middle



at the bottom

in the foreground

- ④ Have a look at the picture on page 13 in your book. Describe what you can see on the picture. Use the tips from the pages before to describe what is happening.

