

- ① Vergleiche die zwei Brüche miteinander. Welcher Bruch ist größer? Setze die Zeichen „<“ und „>“ richtig in die grau gefärbten Lücken ein.

a) $\frac{1}{2}$ $\frac{1}{3}$

b) $\frac{1}{20}$ $\frac{1}{7}$

c) $\frac{1}{100}$ $\frac{1}{101}$


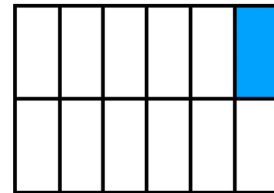
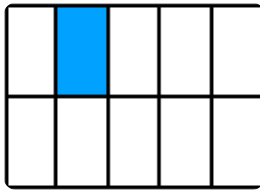
d) $\frac{7}{9}$ $\frac{4}{9}$

e) $\frac{1}{40}$ $\frac{1}{22}$



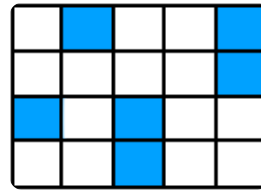
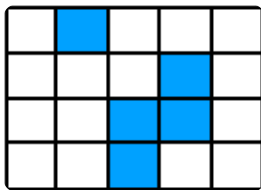
f) $\frac{1}{100}$ $\frac{4}{100}$

- ② Schreibe unter jede Grafik den richtigen Bruch und füge erneut „<“ oder „>“ zwischen die zwei Grafiken ein.

a)



b)



c)

