



ÜB: The Present Progressive

English Grammar M 7

Aussagesätze im Present Progressive - Übungen 1

- ① Sieh dir das kurze Video zu Aussagesätzen im Present Progressive an oder lies nochmal im Input nach, wie die Aussagesätze im Present Progressive gebildet werden.

Present Progressive | #1 VERLAUFSFORM, ING FORM & Aussagesätze erklärt + Übungen | Englisch

Hey ho, in diesem Video wird das PRESENT PROGRESSIVE erklärt. Es werden die ING FORM & AUSSAGESÄTZE ERKLÄRT ...



Link:

<https://youtu.be/fCRPvoRtFbg>

YouTube-Video

- ② Match the long form with the shortform. Verbinde die Kurzform mit der Langform.

I am doing

You are doing

He / She / It is doing

We are doing

They are doing

We're doing

You're doing

I'm doing

They're doing

He's / She's / It's doing

Present progressive – für alle Schüler, Englisch, 5, Haupt- und Realschule

© Lehrerbüro

- ③ Write down the long or short form. Schreibe die Lang- oder Kurzform.

I am doing	<i>I'm doing</i>
	You're doing
He / She / It is doing	
	We're doing
You are doing	
	They're doing

Present progressive – für alle Schüler, Englisch, 5, Haupt- und Realschule

© Lehrerbüro



Aussagesätze im Present Progressive - Übungen 2

- ④ Read the text and circle, who is doing what? Write it into the table.
Lies den Text und kreise ein, wer was macht. Schreibe es in die Tabelle.



It's Friday afternoon. **My family is packing** for the trip to London. We are carrying many things to the car. My sister Susan is helping my mother in the kitchen. She is making a cake and preparing some sandwiches for the trip. My father is standing outside. He is talking to our neighbour.



It's time to leave. **My sisters are sitting** in the car. They are writing text messages to all their friends. My parents are closing the door and the windows. Our neighbours are saying goodbye to us. My parents are looking at the map.

is + verb + ing	are + verb + ing
my family is packing	we are carrying



ÜB: The Present Progressive

English Grammar M 7

Aussagesätze im Present progressive - Übungen 3

- ⑤ Fill in the Forms of *to be*: am, is, are.
Setze die Formen von *to be* ein: am, is, are

Sally: Hi Liz. This is Sally.

Liz: Hi Sally.

Sally: I _____ calling because I want to go to the cinema. Do you have time tonight

Liz: Oh, I _____ learning for the maths test now.

Sally: Ok, but Luke _____ coming, too.

Liz: Oh really? And what about Jade and Mark?

Sally: I think they _____ coming, too, of course.

They _____ learning for the English test, but they _____ coming.

Present progressive – für alle Schüler, Englisch, 5, Haupt- und Realschule

© Lehrerbüro



Aussagesätze im Present Progressive - Übungen 4

- ⑥ Look at the pictures and write down what the friends are doing. Put the verbs into present progressive.
Sieh die die die Bilder an und schreibe auf, was die Freunde gerade tun. Setze die Verben ins Present Progressive.



decorate the party room



lay the table



listen to music



make sandwiches

1. The friends **are decorating** the party room.

2. _____

3. _____

4. _____



ÜB: The Present Progressive

English Grammar M 7

Verneinungen im Present Progressive - Übungen 1

- ⑦ Sieh dir das kurze Video zur Verneinung im Present Progressive an oder lese nochmal im Input nach, wie die Verneinung im Present Progressive funktioniert.

Present Progressive | #2 VERNEINEN der ING FORM erklärt + Übungen | Englisch

Hey ho, in diesem Video wird die VERNEINUNG PRESENT PROGRESSIVE erklärt. Es wird gezeigt, wie man die ...



YouTube-Video

Link: <https://youtu.be/tMPMvhkBJTQ>

- ⑧ Match the short form with the long form.
Verbinde die Kurzform mit der Langform.

I am not running.

You are not running.

He / She / It is not running.

We are not running.

They are not running.

You're not running.

They're not running.

He / She / It's not running.

I'm not running.

We're not running.

Present progressive – für alle Schüler, Englisch, 5, Haupt- und Realschule

© Lehrerbüro





ÜB: The Present Progressive

English Grammar M 7

Verneinungen im Present Progressive - Übungen 2

- ⑨ Write down the short forms.
Schreibe die Kurzform.

I am not running. I'm not running.

You are not running. _____

He / She / It is not running. _____

We are not running. _____

They are not running. _____

Present progressive – für alle Schüler, Englisch, 5, Haupt- und Realschule
© Lehrerbüro

- ⑩ Write down the negative forms. Use the long form of *to be*.
Schreibe die Verneinung. Verwende die Langform.

1. Tom (not read / a book)
Tom is not reading a book.

2. Liz (not help / in the kitchen)

3. Dave and Luke (not / make their beds in the morning)

4. Sally (not / write e-mails)

5. Mrs Smith (not run / to the bus stop)

Present progressive – für alle Schüler, Englisch, 5, Haupt- und Realschule
© Lehrerbüro





ÜB: The Present Progressive

English Grammar M 7

Verneinungen im Present Progressive - Übungen 3

⑪ Write down the negative progressive form. Use the short form of *to be*.
Schreibe die Sätze in die Verneinung. Verwende die Kurzform von *to be*.

1. Sally is writing a letter to her friend.

No, that's wrong. She isn't writing a letter to her friend.

2. The boys and girls are having fun.

3. Tim is swimming in the pool.

4. Mary is playing with the dog.

5. Daniel is helping his father.

6. Luzy and Sheila are learning for the test.

7. The cat is playing with the dog.

8. The class is doing a trip.

9. The girl is preparing her lunch.

10. My parents are drinking coffee.

Present progressive – für alle Schüler, Englisch, 5, Haupt- und Realschule
© Lehrerbüro





ÜB: The Present Progressive

English Grammar M 7

Fragen im Present Progressive - Übungen 1

- ⑫ Sieh dir das kurze Video zur Fragestellung im Present Progressive an oder lese nochmal im Input nach, wie die Fragestellung im Present Progressive funktioniert.

Present Progressive | #3 FRAGEN STELLEN erklärt + Übungen | Englisch

Hey ho, in diesem Video wird das PRESENT PROGRESSIVE FRAGEN STELLEN erklärt und gezeigt wie du PRESENT ...



YouTube-Video

Link:

<https://youtu.be/cLoV9mOV02o>

- ⑬ Follow the numbers and put the questions in the right order.
Folge den Zahlen und bringe die Frage in die richtige Reihenfolge.

1. you 2 / dancing 3 / Are 1

Are you dancing?

2. the cat 2 / in its basket 4 / Is 1 / sitting 3

3. Dave 2 / his homework 4 / doing 3 / Is 1

4. Are 1 / sleeping 3 / the dogs 2 / in the garden 4

5. meeting 3 / your friends 4 / Are 1 / you 2

Present progressive – für alle Schüler, Englisch, 5, Haupt- und Realschule
© Lehrerbüro





ÜB: The Present Progressive

English Grammar M 7

Fragen im Present Progressive - Übungen 2

⑭ Complete the question and give the answer. Fill in *is* or *are*.
Vervollständige die Fragen und notiere die Antworten. Verwende *is* oder *are*.

1. Is / Are → Are you eating an ice cream?

Yes, I am.

2. Are / Is → _____ she playing cards?

No, she _____.

3. Is / Are → _____ the two boys sitting in the garden?

Yes, they _____.

4. Are / Is → _____ the woman drinking coffee?

No, she _____.

5. Is / Are → _____ the man driving his car?

Yes, he _____.

6. Is / Are → _____ he playing football?

No, he _____.

7. Is / Are → _____ the girls learning maths?

Yes, they _____.

you = are
she = is
the two boys = are
the woman = is
the man = is

Present progressive – für alle Schüler, Englisch, 5, Haupt- und Realschule
© Lehrerbüro





ÜB: The Present Progressive

English Grammar M 7

Fragen im Present Progressive - Übungen 3

15) Write the questions.
Schreibe die Fragen.

1. Tom **is** listening to music.

Is Tom listening to music?

2. Mrs and Mr Carter **are** reading the newspaper.

Are _____

3. The class **is** writing a test.

Is _____

4. The friends **are** sitting in the café.

Are _____

5. The children **are** eating sweets.

Are _____

6. Susan **is** wearing her new shoes.

Is _____

7. Amy **is** watching a movie on TV.

Is _____

8. David **is** cleaning his bike.

Is _____

Present progressive – für alle Schüler, Englisch, 5, Haupt- und Realschule
© Lehrerbüro



Fragen im Present Progressive - Übungen 4

- 16) Look at the picture. Ask what the people are doing and write the answers.
Schau dir die Bilder an. Was machen die Personen gerade? Schreibe die Frage und Antwort.



1. Is the girl looking out of the window? Yes, she is looking out of the window.
2. ____ the girl listening to music? Yes, _____
3. ____ the children playing basketball? Yes, _____
4. ____ the man walking the dog? Yes, _____



ÜB: The Present Progressive

English Grammar M 7

Fragen im Present Progressive - Übungen 5

⑰ What are the persons doing? Write down the questions and the answers. Use the -ing-form.
Was machen die Personen? Schreibe die Fragen und Antworten auf. Verwende die -ing-Form.

1. Is / Luke / play / the guitar? – No, he isn't – He / is / play / with the dog.

Is Luke **playing** the guitar?

No, he isn't. He is **playing** with the dog.

2. Is / Sarah / watch / TV? – No, she isn't. – She / is / listen / to a CD.

3. Is / my father / buy / something new? – Yes, he is. – He / is / buy / a new car.

4. Is / David / do / homework? – Yes, he is. – He / is / do / maths homework.

Present progressive – für alle Schüler, Englisch, 5, Haupt- und Realschule
© Lehrerbüro





ÜB: The Present Progressive

English Grammar M 7





Fragen mit Fragewort im Present Progressive - Übungen



Questionwords - Fragewörter:

- Who? = Wer?
- What? = Was?
- Where? = Wo?
- When? = Wann?
- Why? = Warum?
- How? = Wie?
- Which? = Welches?
- Whose? = Wessen?

18 Form questions.
Bilde Fragen.

 <p>Who Where When What Why How long Whose dog How far Which bike</p>	 <p>are you am I is Peter are your friends is Linda is your father are your parents are you is he</p>	 <p>doing taking playing going repairing having staying walking phoning</p>	 <p>football? home? here? from his mobile phone? in Spain? his birthday party? for a walk? on her tour? in the garage?</p>
--	--	--	---

Example: What are you playing?

1. _____
2. _____
3. _____
4. _____
5. _____
6. _____
7. _____
8. _____

Freiarbeitsmaterialien für die 5. Klasse Englisch
AOL-Verlag, Hamburg
AAP Lehrerwelt GmbH

